

Use of statistical graphs in PowerPoint



# Contents

The following slides detail how your requested statistics can be reproduced into PowerPoint presentation graphs.

Your statistics can be displayed in a number of different ways, offering you the greatest choice for further processing. Be aware however that opting to use just one graph design may not be ideal, as not all designs best represent the chosen statistic.

It is also possible to simply “Copy and Paste” these graphs and carry them over to another PowerPoint presentation. Be aware however that in doing so, your graph will automatically adopt the color scheme and page properties of the destination document. Be sure to check and change these details as necessary.

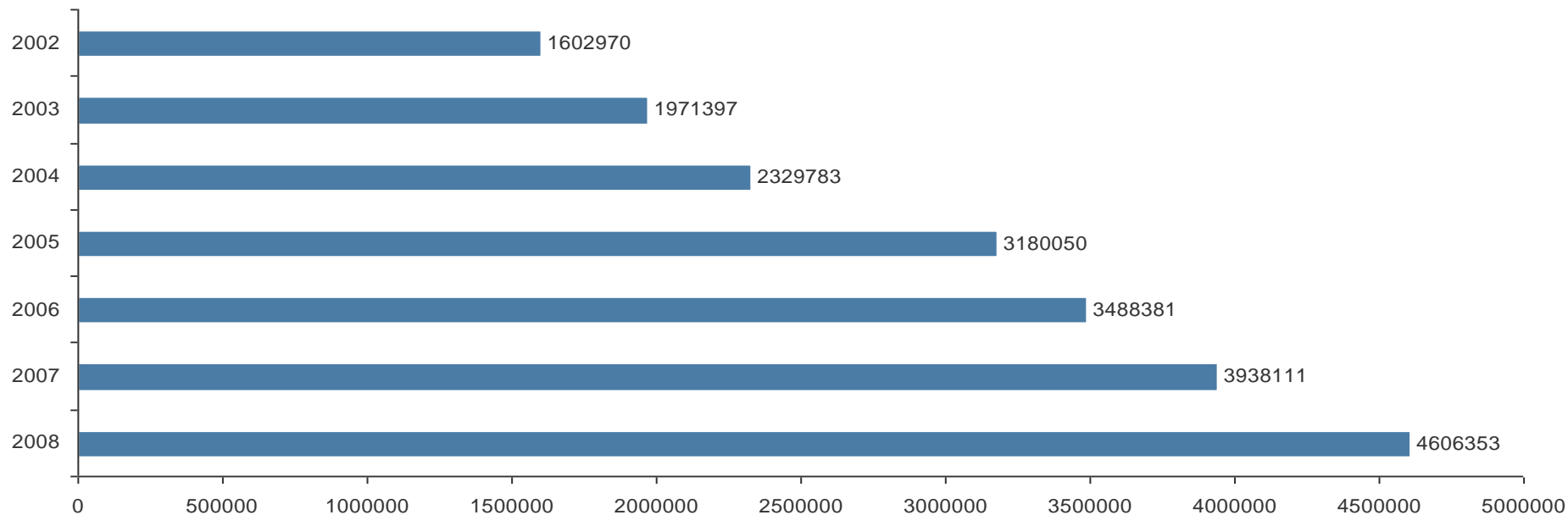
**IMPORTANT:** Statistics with a very high number of featured categories (distinctive options or answers) are not always correctly displayed. In this case, our recommendation is to open the Graph (by double clicking on the graph image) and reduce the number of categories shown.

# Students enrolled in online courses at US postsecondary schools

USA

Number of students enrolled in online courses in degree-granting postsecondary institutions in the U.S. from 2002 to 2008\*

Number of students taking at least one online course



Note: further information regarding this statistic, such as comments and footnotes, can be found at the end of this Dossier on page [12](#)

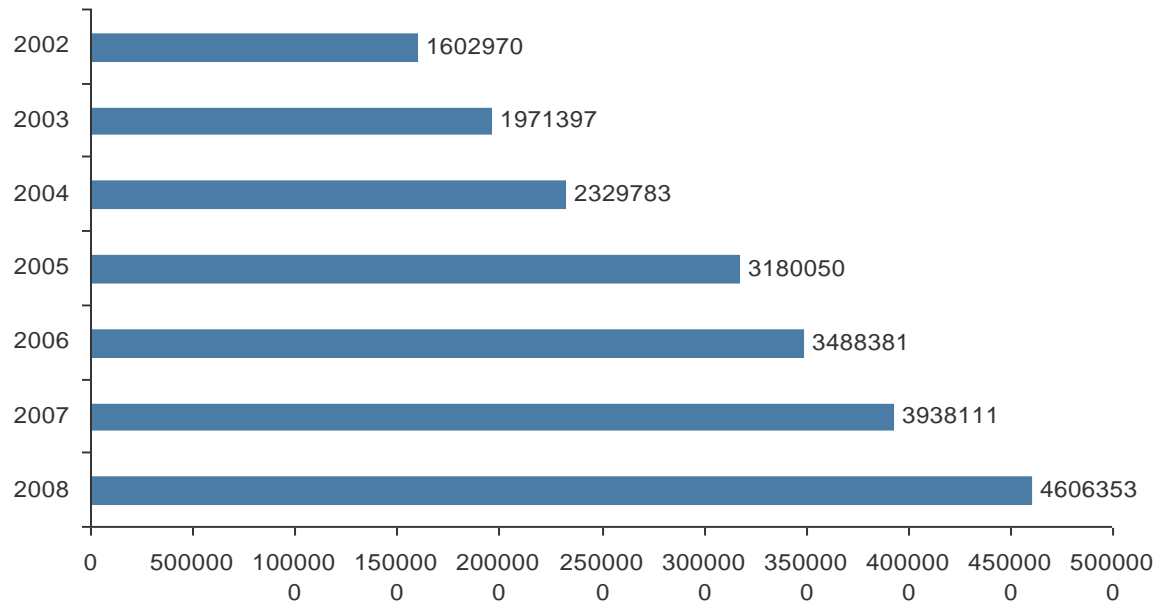
Source: Sloan-C, Learning on Demand, page 5

[ID 192062](#)

# Students enrolled in online courses at US postsecondary schools USA

## Number of students enrolled in online courses in degree-granting postsecondary institutions in the U.S. from 2002 to 2008\*

Number of students taking at least one online course



## Box for your notes and comments

Write your notes and comments in here.

Note: further information regarding this statistic, such as comments and footnotes, can be found at the end of this Dossier on page [12](#)

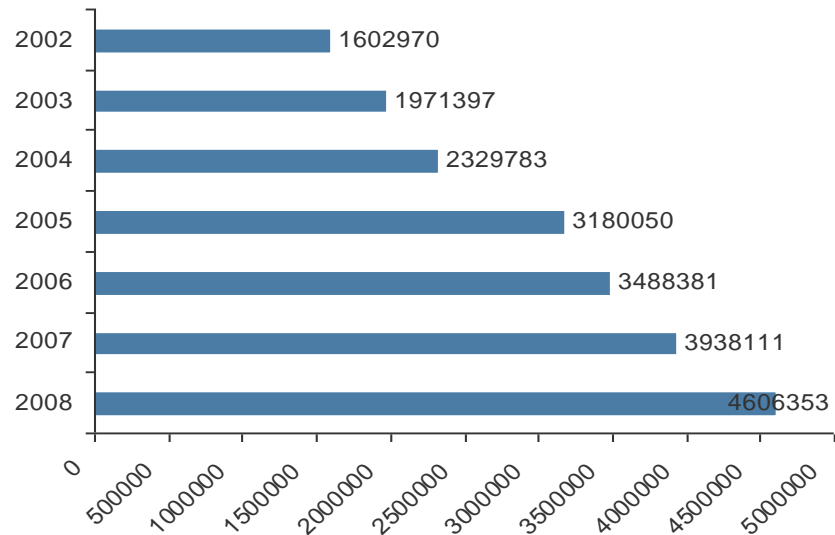
Source: Sloan-C, Learning on Demand, page 5

[ID 192062](#)

# Students enrolled in online courses at US postsecondary schools USA

## Number of students enrolled in online courses in degree-granting postsecondary institutions in the U.S. from 2002 to 2008\*

Number of students taking at least one online course



## Box for your notes and comments

Write your notes and comments in here.

Note: further information regarding this statistic, such as comments and footnotes, can be found at the end of this Dossier on page [12](#)

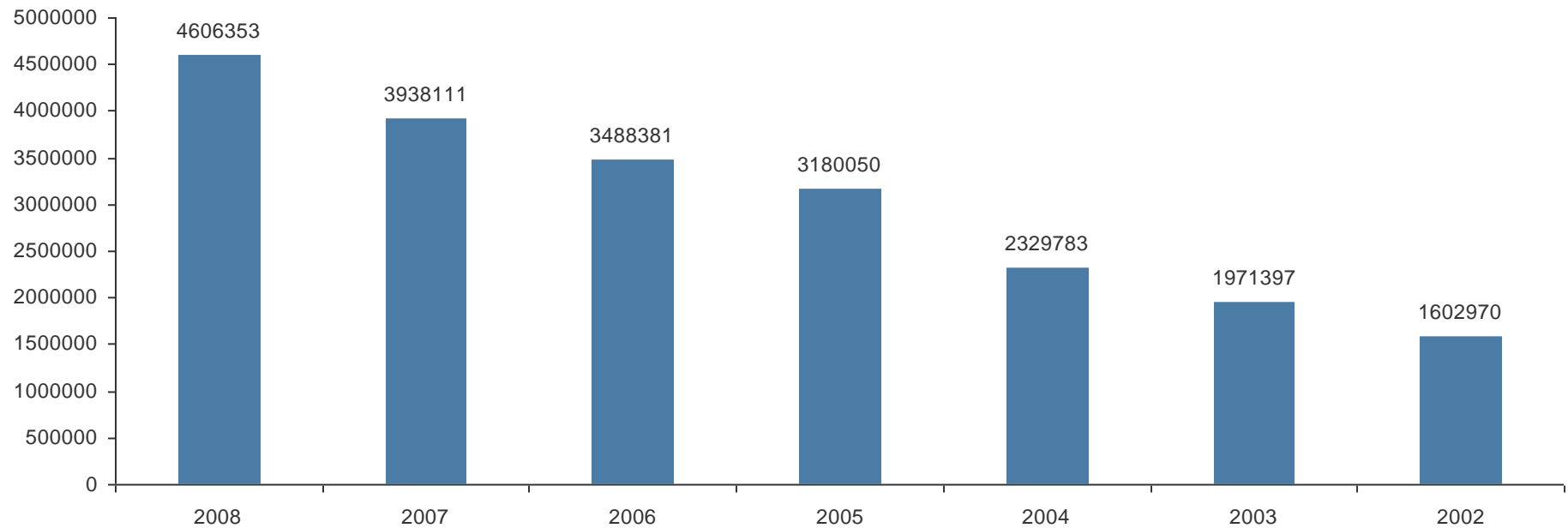
Source: Sloan-C, Learning on Demand, page 5

[ID 192062](#)

# Students enrolled in online courses at US postsecondary schools USA

Number of students enrolled in online courses in degree-granting postsecondary institutions in the U.S. from 2002 to 2008\*

Number of students taking at least one online course



Note: further information regarding this statistic, such as comments and footnotes, can be found at the end of this Dossier on page [12](#)

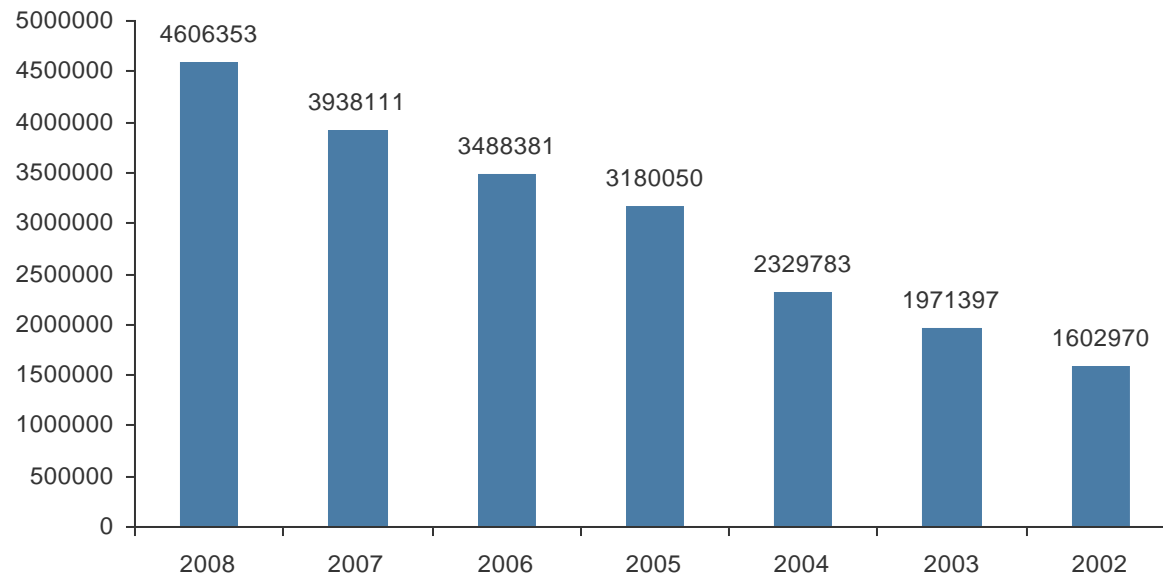
Source: Sloan-C, Learning on Demand, page 5

[ID 192062](#)

# Students enrolled in online courses at US postsecondary schools USA

Number of students enrolled in online courses in degree-granting postsecondary institutions in the U.S. from 2002 to 2008\*

Number of students taking at least one online course



Box for your notes and comments

Write your notes and comments in here.

Note: further information regarding this statistic, such as comments and footnotes, can be found at the end of this Dossier on page [12](#)

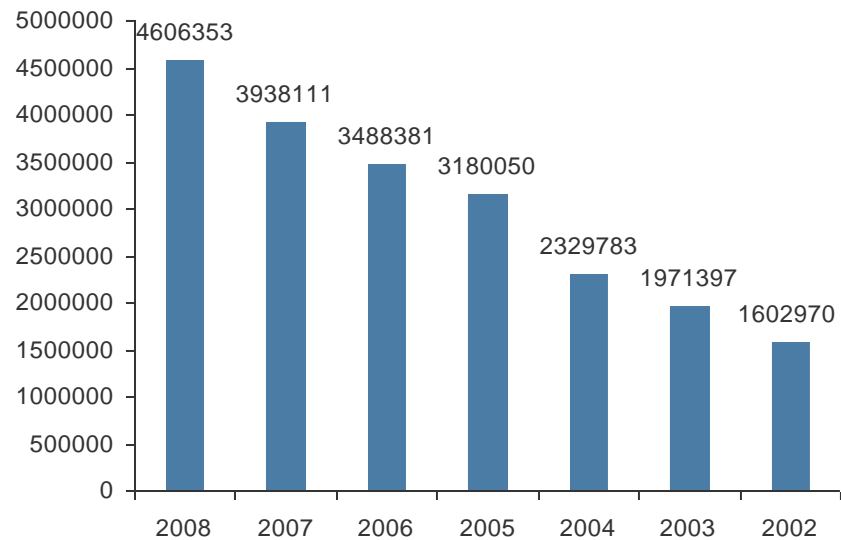
Source: Sloan-C, Learning on Demand, page 5

[ID 192062](#)

# Students enrolled in online courses at US postsecondary schools USA

## Number of students enrolled in online courses in degree-granting postsecondary institutions in the U.S. from 2002 to 2008\*

Number of students taking at least one online course



## Box for your notes and comments

Write your notes and comments in here.

Note: further information regarding this statistic, such as comments and footnotes, can be found at the end of this Dossier on page [12](#)

Source: Sloan-C, Learning on Demand, page 5

[ID 192062](#)



# Students enrolled in online courses at US postsecondary schools

## USA

Number of students enrolled in online courses in degree-granting postsecondary institutions in the U.S. from 2002 to 2008\*

2008	4606353
2007	3938111
2006	3488381
2005	3180050
2004	2329783
2003	1971397
2002	1602970

Note: further information regarding this statistic such as comments and footnotes, can be found at the end of this Dossier on page 12  
Source:

[ID 192062](#)

# Students enrolled in online courses at US postsecondary schools USA

Number of students enrolled in online courses in degree-granting postsecondary institutions in the U.S. from 2002 to 2008\*

2008	4606353
2007	3938111
2006	3488381
2005	3180050
2004	2329783
2003	1971397
2002	1602970

## Box for your notes and comments

Write your notes and comments in here.

Note: further information regarding this statistic, such as comments and footnotes, can be found at the end of this Dossier on page [12](#)

Source: Sloan-C, Learning on Demand, page 5

[ID 192062](#)

# Students enrolled in online courses at US postsecondary schools USA

Number of students enrolled in online courses in degree-granting postsecondary institutions in the U.S. from 2002 to 2008\*

2008	4606353
2007	3938111
2006	3488381
2005	3180050
2004	2329783
2003	1971397
2002	1602970

## Box for your notes and comments

Write your notes and comments in here.

Note: further information regarding this statistic, such as comments and footnotes, can be found at the end of this Dossier on page [12](#)

Source: Sloan-C, Learning on Demand, page 5

[ID 192062](#)

## Students enrolled in online courses at postsecondary schools

Field	Properties
Evaluation period	
Object of investigation	Students taking online courses
Special characteristics	
Region	USA
Age group	
Published through	The Sloan Consortium
Background details	Learning on Demand, page 5
Date of publication	January 2010
Notes	* Enrollments in the fall of the respective year.
Reading support	This statistic shows the numbers of students enrolled in at least one online course in degree-granting postsecondary institutions in the U.S. from 2002 to 2008. In 2005, 3.1 million students were enrolled in at least one online course at degree-granting postsecondary institutions.
Website URL	<a href="http://www.statista.com/statistics/192062/enrolled-students-in-online-courses-at-postsecondary-schools-in-the-us/">http://www.statista.com/statistics/192062/enrolled-students-in-online-courses-at-postsecondary-schools-in-the-us/</a>